

PRESIDENTS CORNER



Emilie Talpin

Dear Fellow Camera Club Members,

Just like that all the leaves are gone and we are already preparing for the winter lights and festivities. We had a great month of October with Ken Goldman's photowalk guiding us through the less traveled paths of Portsmouth. We explored phone photography with Charles Needle, as well as applied our macro skills for our monthly competition.

Our regular meetings for November will be online as the Urban Forestry Center is closed for their Winter exhibit. We are still in the dark about our future at the UFC and are waiting to see if we will be able to stay in this place for our 2023 season. We will keep you updated as soon as we hear back.

As we enter November, we welcomed our second Speaker & Demo Series: "Getting ready to exhibit your work with Amanda Kidd Kestler, the director of the NHAA that took place on October 27th on Zoom. Thank you to all those who signed up.

On November 15th our very own Renee Giffroy will be doing a framing demo at NHAA Gallery. Cost is only \$15. There's still a few spots open. Please see Page 3 for more details.

We hope this series will help you get ready for our Print competition which will be held at the Seacoast Waldorf School (403 Harold L Dow Highway, Route 236, Eliot, ME 03903) on December 13th. See Page 3 for details.

We want to thank you all for your patience and support and encourage those who can to donate to the club with your time and/or money.

We look forward to seeing all of you physically or virtually. Let's get this season clicking! ~ Emilie

2022-2023 SCC COMMITTEE

President - Emilie Talpin • Vice President - Sue Mickey

Treasurer and Membership Coordinator – Deb Boulanger • NECCC Representative – Michael Goodman

Webmaster – Charlene Gaboriault • Judging Coordinator – Sharon Colacino and Sue Mickey

Competition Coordinator – Sharon Colacino, Colleen Goyer • Newsletter - Karen Harter & Lisa Tutinas

Greeter - Carol Despres • Facebook Coordinator - Susan Irene Correia

Photowalk Coordinator - Deidre McEachern • Community Advocate - Matt Siler



Cont'd on next page ...

CLUB NEWS

SCC MEMBERSHIP

Do you have a friend that's interested in photography? Mention SCC! Our Yearly Dues are \$50, which helps contribute to the costs of our awesome programs, judges, and special events.

Please Note: At any time, Members who wish to make an extra donation to support our club may now do so any time through the Website under Membership Dues!

Thank you for your support 🧐

SCC PRIVATE FACEBOOK PAGE

If you are a new member we encourage you to join our Private Seacoast Camera Club Facebook group! It's a great way to connect with members and keep up to date on Club news.

Please contact our FB coordinator Susan Irene Correia through the SCC website.

TIPS FOR COMPETITION

If you missed the Zoom night on Insider Tips for Photo Competition, you still have time to watch Deirdre and Matt's event using the link below. There are great tips on judging and how to prepare for competitions, naming, and processing images, and what the criteria is to move from Class B to Class A competitions. Click the link below to watch the event:

<https://drive.google.com/file/d/15ri6pY9BLi-AlxrxulzluirxaqrWMI6/view?usp=sharing>

We highly encourage you to read about each category before you submit to the SCC as well (see link below). Read the "rules". Disqualifications include: Landscape images that have a man-made object like a bridge or lighthouse, anything that has "the hand of man", cultivated flowers (Dahlia, Zinnia, etc.), and no watermarks or signatures. Any of these will result in a disqualification. Guidelines Link:

<https://www.gatewaycameraclub.org/Downloads/0eed478e-4daf-4ba6-9745-170f81dd7a03?o=y>

2023 COMPETITION THEMES

January 2023 - Nature / Open

February 2023 - Street Photography / Open

March 2023 - Landscape / Nature

April 2023 - People Portraits Formal or Candid / Open

May 2023 - Transportation / Open

SCC SPEAKER/WALK SERIES - FRAMING DEMO BY RENEE GIFFROY

This event will take place on November 15th, 6 pm NHAA Gallery 136 State Street, Portsmouth, NH.

There are still a few spots open! Take advantage of this opportunity to learn how to properly frame your photography for our December print competition and exhibit at the Portsmouth Public Library in 2023!

Cost for members is \$15 - Please register here:

https://www.seacoastcameraclub.org/club/Event_Registration.aspx?EventId=44d93968-5278-4896-bf37-dc92c11f6a55

DECEMBER POTLUCK & PRINT COMPETITION**POTLUCK DINNER**

We will be meeting once in December on the 13th. It has been Seacoast Camera Club's tradition to hold an end of year Potluck Dinner, so start thinking about what you'd like to bring to share.

Some ideas of what to bring ... Paper Plates, Napkins, Plasticware (forks, spoons, knives), Serving Utensils, Paper Cups, hot & cold non-alcoholic drinks, hot & cold appetizers, snacks & entrees.



Our 50/50 raffle is back! Bring some cash for a chance to win. 50% of the proceeds goes back to the club, and the other 50% will go to one lucky winner!

COMPETITION

After our Potluck Dinner, we will be holding a print competition in preparation for the Portsmouth Public Library exhibition. There will be two categories: unframed and framed. The subject is Portsmouth, New Hampshire (celebrating Portsmouth 400 years).


Each member may enter up to 2 unframed and up to 2 framed prints. The unframed prints will not be displayed in the exhibition and are limited to 8.5" x 11" max size. The framed prints you submit should be the ones that you plan to display in the exhibition.

- *Please include titles for all framed works – these will be printed on caption cards for the exhibition.*
- *Please cover your signature with a post-it note.*

All attendees at the competition meeting will vote for their favorites. Electronic Ribbons for the show will be awarded to the top 3 finishers in class A and B. Those images that ribbon must be entered in the Library Exhibit and these electronic ribbons will be displayed at the exhibit at the library on the winning pieces.

MEET OUR MEMBER ...

Each month we will feature one of our members. It's a fun way to get to know the people in our club! The questions are always the same - super easy to participate! If you'd like to be featured, please email Karen Harter (kharterphotos@gmail.com), otherwise Karen will select a member and contact you 😊



This month's member feature is ... Dan Comly!

What do you shoot with?

A Canon R6 and a Sony A6000

What is your favorite lens and why?

My Canon RF 24-240 zoom. It's got the full range of focal lengths for the work I like best.

What do you like to shoot, and why?

I like covering events, people doing things. I'm working on macro, nature, and landscape photography, but there's no escaping that my roots are in photojournalism.

What's in your camera bag?

First, any bag I carry will have two tubes of glucose tablets. I have type 1 diabetes which means that I'm susceptible to low blood sugar, so I carry these with me every time I'm out in the field. Beyond that, it depends which bag I'm carrying.

My big bag backpack has just about everything: R6 with 24-240mm lens; 15-30mm zoom; 100-400mm zoom; 35mm macro; 100mm macro; extension tubes; Nisi closeup lens kits; flash; flash bracket; cable release; remote wireless release; ND filters; tools; batteries for camera and flash; collapsible diffuser/reflector; bounce flash attachments; Platypod; cheap imitation Leatherman; Allen wrenches; maybe a tripod strapped to the bag.

My small bag typically has: R6 with 24-240mm; 15-30mm zoom; Godox flash; flash bracket; batteries; bounce flash attachments; flash bracket; Allen wrenches; maybe a monopod.

I have a tiny bag for my Sony gear: A6000 with 16-50mm; 35mm macro; 50-210mm zoom; polarizer and ND filters for the 16-50mm lens; LOTS of batteries (the A6000 has miserable battery life).

What have you learned in the last 6 months to a year, photographically, that has made all the difference?

In one of our club's lectures, the speaker taught me the mantra "What next?" That inspired me to move around more and work harder to find new and different viewpoints. Thanks to comments by judges in our competitions, I'm getting better at watching the light, backgrounds, and edges of the frame. This year I've started learning to both wait and anticipate. Wait for the clouds to pass, wait for the wind to die down. Watch what a subject is doing; if they do it once, they'll probably do it again. And if they don't do it again, quickly move on to the next subject.

Cont'd on next page ...

SCC UPCOMING MEETINGS

NOVEMBER 2022

Tuesday, November 8th on Zoom - "Creative Coastal Photography" presented by John Tunney.

Coastal environments are rich with expressive subjects for photographers – everything from boats and lighthouses to beaches, harbors, waves, wildlife and more. In this program, professional photographer John Tunney, who specializes in fine-art coastal photography, will discuss the techniques and concepts he uses in approaching coastal subjects to create his images.

Specifically, he'll discuss the use of ultra-long and short exposures, intentional camera motion, lens effects and the use of filters, apps he uses to plan his field shoots, as well as ideas about creativity, processing, composition and how to "see" a scene, discover its creative potential and produce an expressive image.

Tuesday, November 29th on Zoom - Competition Cellphone & Nature with Judge Charles Needle


PLEASE NOTE MEETING DATE: This is the LAST Tuesday of the month

DECEMBER 2022

Tuesday, December 13th SCC will meet at the Seacoast Waldorf School for our Year-End Party and Print Competition!

Theme is Portsmouth, NH - to get ready for the Portsmouth 400 Anniversary and a Print Exhibit at the Portsmouth Public Library in February.

PSA ANNOUNCEMENT - NECC COMPETITION RESULTS



In the latest newsletter from PSA (Photographic Society of America) NH Individual Membership Newsletter mention of SCC placing 2nd in the Nature section, Class B with a score of 93 points in the October 2022 NECC Interclub Digital Competition!

Congrats to Shirley Reed for winning 1st place for her incredible Alaska Bears image "The One That Got Away" with a score of 25 points!


Shirley said ... " I spotted these juvenile bears early July 2022, just as the Salmon run was just starting in Katmai National Park Alaska at the famous Brook Falls. The Salmon were few and far between, and the brown bears and I were waiting patiently for a fish to appear, I caught the perfect moment. The three of us were in awe at the sudden appearance of the energetic Salmon. Myself and the Salmon were the only two victors. Me with my shot capturing the surprise, and this salmon for successfully navigating these two on its journey onward to its spawning grounds."

Shirley recently joined PSA as an individual member. For more information about PSA click:
<https://psa-photo.org/>



Would you like to have your news published in our newsletter?
Email us: Karen (khartherphotos@gmail.com) or Lisa (lisa.tutinas@gmail.com) and we'll include it in our next newsletter!

Please type SCC NEWSLETTER as the subject (otherwise we cannot guarantee it will be included in the newsletter). Include your contact information, attach any supporting documents or photos, and provide a short narrative.

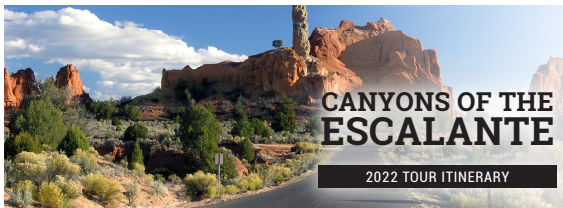


MEMBER CLASSIFIEDS

List it here! Do you have camera gear, accessories, or photography services to giveaway, trade, or sell?
Email information to Lisa Tutinas

Contact SCC Member Peter Morse For More Information:
781-799-5616 morse2travel@yahoo.com

PHOTOGRAPHY ADVENTURE: Lesser Known Slot Canyons of the SW!




Day 1 (Sat) – Arrive in St. George, Utah

Either fly into St. George (SGU) or Las Vegas (LAS). If flying into Las Vegas, we can arrange transfers on one of the hourly shuttles from Las Vegas to your arrival hotel in St. George. If you plan on driving here, arrangements can be made to keep your vehicle at the hotel.

Abby Inn Best Western Inn Plus, St. George, UT

Day 2 (Sun) – St. George – Kodachrome Basin & Round Valley Draw

Depart St. George at 7:00 AM and travel approximately 3 hours to just outside of Bryce Canyon National Park. When we arrive, enjoy a scenic drive through **Kodachrome Basin State Park** and go on a couple of shorter hikes to hoodoos and other unique formations that inspired the folks from National Geographic in 1949 to name this place after the Kodak film they were using. Afterwards, you'll travel east to **Grosvener Arch** for a view of this unique formation. The arch was initially the symbol for the Grand Staircase-Escalante National Monument when it was first formed. Next up, we explore close-by **Round Valley Draw**, our first slot canyon. This 5-mile round trip hike takes you through a rarely visited slot canyon offering beautiful sandstone formations and



the opportunity to see the start of **Hackberry Canyon**, which is a backpacker's wilderness.

We'll then head to our hotel in **Bryce Canyon City**. After dinner, there will be a private astronomy program for the group where you will learn about the stars you will be seeing for the rest of the week!

Best Western Plus Ruby's Inn, Bryce Canyon City, UT

Day 3 (Mon) - Willis Creek & Bull Valley Slot Canyons

This morning, we explore **Willis Creek Slot Canyon**, which is a "user friendly" slot canyon and is a great way to break you into what you'll be experiencing over the next several days. Along the way, there are a few waterfalls where you can experience seeing a slot canyon being formed by Mother Nature. We'll walk down Willis Creek, which usually is a few inches deep with water and a foot or two wide, for about two miles or more and return back to the trailhead.

We then continue down the road a few more miles so that you can experience **Bull Valley Gorge**, which is a bit more sinister-looking than Willis Creek. You'll see where an automobile from the 1950s is part of the road bridge over the gorge. We'll descend into this deep, dark and ominous slot canyon and explore its bowels for a few miles while we negotiate the chockstones that have been moved here during many flashflood events over thousands of years. Total hiking distance for both slot canyons will be about 4 to 6 miles.

After we spend the day exploring these two slot canyons, we'll head over to the town of **Escalante**, which is about an hour away.

Canyon Country Lodge, Escalante, UT

Meals: B,L,D



Day 4 (Tue) – Escalante Canyon – Arches & Natural Bridges

After traveling to the Escalante Canyons region of the national monument, you'll hike up **Escalante Canyon** to two unique formations. First will be the **Escalante Natural Bridge**. This is perched at the top of the cliffs that border the **Escalante River**. A short distance further we'll take a look at **Cliff House Arch** and the small Native American ruins beneath it. After a picnic lunch, you'll hike down Escalante Canyon to **Phillips Arch**. Afterwards you will continue down-canyon and hike up to **Bowlington Arch** before returning back to the trailhead. If we have enough time left over, from the trailhead parking area, we'll climb up a few ledges to view the very rare and unusual Native American pictograph site called **100 Hands**.

Hiking today will include many water crossings. Come prepared with appropriate footwear that can get wet without giving your feet blisters. Before your tour, we can help you find the perfect footwear solution. Contact us in enough time before your departure date. Once finished with the hikes, you will return to Escalante for the evening. The distance of the series of hikes today can be up to a total of about 10 miles, depending on the group's abilities and desires, but hiking portions can be eliminated to reduce the distance.

Canyon Country Lodge, Escalante, UT

Meals: B,L



Day 5 (Wed) – Hole in the Rock Road – Sites & Slots

Today you'll explore and experience sites along one of the monument's well-known roads that was named and made famous by Mormon Pioneers that trailblazed this road to settle regions in southeast Utah and Arizona – **Hole in the Rock Road**. Our stops and hikes include:

- **Covered Wagon Natural Bridge**, a series of unique and large natural bridges that you'll walk under;
- **Nearby Cedar Wash Arch**, which is located inside a beautifully sculptured canyon;
- **Devil's Garden**, containing some not-so demonic sandstone hoodoos and arches;
- **Twenty Mile Wash Dinosaur Track Site**, with its series of footprints and tracks left behind by two different prehistoric animals during the Jurassic Period;
- And finally, a series of slot canyons situated close by including **Dry Fork Coyote Gulch**, famed **Peek-a-Boo Slot Canyon** and **Spooky Gulch**.

The total hiking distance around these slot canyons and the other sites will be 3 to 5 miles. We'll return to Escalante again for the evening.

Canyon Country Lodge, Escalante, UT

Meals: B,L

Day 6 (Thu) – Calf Creek Falls

Lower Calf Creek Falls may be the crowning jewel of the monument and you'll see why. Since parking at the trailhead fills up quickly, this morning will be an early start at 7am. This iconic hike meanders through 3 miles of lush canyon scenery with colorful walls and a flowing stream in the middle. Along the way, you'll see some more photographs, these being almost the size of a person. Be sure to look into the river for trout, which may or may not be on the menu tonight.

After the 6 mile roundtrip hike, it's time for a hearty meal at the unique **Kiva Koffeehouse**, which is perched above the lush **Escalante Canyon** we hiked through a few days ago. We'll enjoy lunch enjoying the views and building

