



PRESIDENTS CORNER



Emilie Talpin

Dear Fellow Camera Club Members,

Winter festivities are upon us, making it a great time for street photography, landscape, macro snowflakes, or chasing the wintery birds. We had a great month of November as we welcomed John Tunney and put into practice our skill at phone photography, guided by none other than Charles Needle. We also had Amanda Kidd-Kestler's presentation on getting your work in a gallery and Renee's fantastic framing

demonstration for our 2nd speaker/demo series.

While we are still waiting to hear from the Urban Forestry Center on the likelihood of having our meeting there. We are nonetheless very excited about the Spring offerings as we welcome a new set of presenters and competition themes (see pg. 4 for the 2023 themes).

As we enter December, we welcomed our third Speaker & Demo Series: "Making the Most out of your Wildlife Photographic Experience" with Lee Hoy, OM SYSTEM Ambassador, on Zoom, on December 10th at 6 pm, followed by a photo walk to put into practice what we have learned, with our own Sharon Colacino and Michael Goodman, on December 11th at 2:30 pm (location TBD but on the seacoast). We hope this new series will help you up your wildlife game or discover a new passion.

To register:

https://www.seacoastcameraclub.org/Club/Event_Registration.aspx?EventId=007a119b-9c43-43ea-bd7b-89e73394ba4a

We want to thank you all for your patience and support. We encourage those who can to donate to the club with your time and/or money. We also want to encourage you to contact us as we are always looking for members to organize photo walks and share their passion. So, please don't be shy!

We look forward to seeing all of you physically or virtually. Let's continue clicking! ~ Emilie

2022-2033 SCC COMMITTEE

President - Emilie Talpin • Vice President - Sue Mickey

Treasurer and Membership Coordinator – Deb Boulanger • NECCC Representative – Michael Goodman
Webmaster – Charlene Gaboriault • Judging Coordinator – Sharon Colacino and Sue Mickey
Competition Coordinator – Sharon Colacino, Colleen Goyer • Renee Giffroy - Secretary
Newsletter - Karen Harter & Lisa Tutinas
Greeter - Carol Despres • Facebook Coordinator - Susan Irene Correia
Photowalk Coordinator - Deidre McEachern • Community Advocate - Matt Siler



CLUB NEWS**SCC BY-LAWS WE NEED YOU TO VOTE!!**

A friendly reminder that if you have not voted on the SCC by-laws, please do so by December 12th.

Click here to vote:

<https://docs.google.com/forms/d/e/1FAIpQLSe7ds3QwVWILxYSMYedA6fTq8aj9G0tPE9XMAJPNi2oKLCobg/viewform>

DECEMBER POTLUCK & PRINT COMPETITION

We will be meeting only once in December on the 13th. It has been Seacoast Camera Club's tradition to hold an end of year Potluck Dinner, so start thinking about what you'd like to bring to share.

Some ideas of what to bring ... Paper Plates, Napkins, Plasticware (forks, spoons, knives), Serving Utensils, Paper Cups, hot & cold non-alcoholic drinks, hot & cold appetizers, snacks & entrees.

Our 50/50 raffle is back! Bring some cash for a chance to win. 50% of the proceeds goes back to the club, and the other 50% will go to one lucky winner!

After our Potluck Dinner, we will be holding a print competition in preparation for the Portsmouth Public Library exhibition. There will be two categories: unframed and framed. The subject is Portsmouth, New Hampshire (celebrating Portsmouth 400 years).

Each member may enter up to 2 unframed and up to 2 framed prints. The unframed prints will not be displayed in the exhibition and are limited to 8.5" x 11" max size. The framed prints you submit should be the ones that you plan to display in the exhibition.

- ***Please include titles for all framed works – these will be printed on caption cards for the exhibition.***
- ***Please cover your signature or watermark with a post-it note.***

All attendees at the competition meeting will vote for their favorites. Electronic Ribbons for the show will be awarded to the top 3 finishers in class A and B. Those images that ribbon must be entered in the Library Exhibit and these electronic ribbons will be displayed at the exhibit at the library on the winning pieces.

CLUB NEWS - cont'd.**SCC WEBSITE - MEMBER GALLERIES**

Have you Checked out our Website Lately?

A big **THANK YOU** to our webmasters Charlene Gaboriault and Colleen Goyer! They have been busy behind the scenes updating and enhancing our camera club's website. Take a tour and fresh look. Each month they post the winning images on the home page in a scrolling cue and rotate member galleries. The home page is open to the public and a great place to post your own. You can download pictures under the gallery tab. This is a great way to get your name out there if you are a professional photographer.

And because we love competitions, we are having a **Gallery Challenge**! At the end of the year party we will vote and choose the best ones for prizes. We look forward to seeing more of your photos.


SCC WEBSITE MEMBER TECH TIPS ... by Charlene Gaboriault

A gallery is a good way to introduce your images to the club and the website provides an avenue for doing this.

There is a page on the website under **Resource Links** with instructions on how to set up your Gallery, Adding

SCC MEMBER NEWS

Exhibits, Workshops, Education - share it here with our members. Email details & photos to [Lisa](#)!

**Pat Kennedy Corlin**

Congratulations to Pat Corlin who has a photograph in the Annual RAA & M National Juried Show at the Rockport Art Association!

The exhibit will be hanging thru December 31st.

<https://www.rockportartassn.org/raam-national>

Ken Goldman

Congratulations to Ken Goldman who has two photographs on display this month in the Portsmouth Athenaeum located at 6-9 Market Square, Portsmouth.

The exhibit is open Tuesday - Saturday from 1-4 pm.

Deb Boulanger

Thanks to Deb for sharing this ... We have been invited by the Rochester Camera Club in collaboration with the Bedford Camera Club to join in on a FREE Zoom webinar, "The Properly Equipped Macro Photographer" with Mike Moats, Wednesday, January 18, 7:00 PM. For more information & to register, please visit: <https://www.tinylandscapes.com/>



CLUB NEWS - cont'd.

SCC UPCOMING MEETINGS

DECEMBER 2022

Tuesday, December 13th SCC will meet at the Seacoast Waldorf School for our Year-End Party and Print Competition!

Theme is Portsmouth, NH - to get ready for the Portsmouth 400 Anniversary and a Print Exhibit at the Portsmouth Public Library in February.



JANUARY 2023

January 10th - Presenter Lisa Langell <https://langellphotography.com> will present to us "The new Nature Photography: Trend for the Future". This will take place on Lisa Langell's personal Zoom account. Members will have to sign up ahead of time. Signup information will be sent to members.



January 24th - Competition on Zoom Theme: Nature / Open
Judge: Rick Cloran https://greaterlynnphoto.org/speaker_requested.php?id=50

FEBRUARY 2023

February 7th - Portsmouth Public Library Exhibit, Presenters TBD
February 28th Competition on Zoom Theme: Street Photography / Open
Judge: Jim Brady <https://jimbradyphoto.com/>

2023 COMPETITION THEMES

January 2023 - Nature / Open
February 2023 - Street Photography / Open
March 2023 - Landscape / Nature
April 2023 - People Portraits Formal or Candid / Open
May 2023 - Transportation / Open

SPEAKER/PHOTOWALK SERIES #3

MAKING THE MOST OF THE WILDLIFE PHOTOGRAPHIC EXPERIENCE

SATURDAY, DECEMBER 10TH. 6-7 PM VIA ZOOM



Wildlife photography is unlike any other style of photography in that our ability to understand, find, and know our subjects is key to our success. What is it that helps separate great wildlife photographers from good ones? What skills, habits, tips, and knowledge do you need to take your wildlife photography to the next level? When does technical and creative exposure come together to produce brilliant images?

Join Mary Kay as she takes us into the heart of the Black Mountains in west Texas. In addition to seeing the most of Big Bend National Park, we will learn as the best photography sessions in the country. In addition to seeing the most of Big Bend National Park, we will learn as the best photography sessions in the country. In addition to seeing the most of Big Bend National Park, we will learn as the best photography sessions in the country.



Photowalk included in your purchase but you do not have to attend.

SUNDAY DECEMBER 11TH AT 2:30PM -

PHOTOWALK WITH MICHAEL GOODMAN AND SHARON COLACINO

Bring your camera, telephoto lenses, tripod. Location TBA later (see class)

Register NOW:

https://www.southeastcameracub.org/club/Event_Register.aspx?EventID=007a119b-9c43-43ea-b676-85e73394b242

https://www.seacoastcameraclub.org/Club/Event_Registration.aspx?EventId=007a119b-9c43-43ea-bd7b-89e73394ba4a

Please contact our FB coordinator Susan Irene Correia through the SCC website.

2023 WORKSHOPS WITH BETTY WILEY

We are extremely excited to have Betty Wiley come to the Portsmouth Public Library for three Saturday workshops! Many of us know her as a quintessential New England landscape photographer. Her photos have a special glow about them, draw you in and wish you lived near the locations.



Some of us have taken workshops with her and met a kind and spirited woman who knows her stuff and shares it with compassion. The workshops are focused on post processing. Each Saturday has a theme and will build on the previous one, but can be taken independently. Our skeleton agenda for each is posted below.

Participants: Workshops are limited to 12 participants

Time: Workshops will run 10:00 am - 3:00 pm

Cost: \$155 for members/ \$200 for non-members per workshop

Location: Portsmouth Public Library, Portsmouth NH

To sign up, email your request to Sue Mickey mickeysusan13@gmail.com The first 12 participants to sign up will receive a confirmation email with a link to pay. You must pay in full within one week of your confirmation to hold your spot. There are no refunds unless we can fill your spot. We will have a waiting list if the workshop fills or if there is a cancellation.

Workshop #1: One Stop Shopping

Saturday, January 7, 2023 - registration opens Tuesday, December 20, 2022

Lightroom with new updates (beginners and refresher)

Set up

Cataloging

Workflow

Processing with Betty's tips and tricks

Workshop #2: Photoshop for Lightroom Classic Users: Leaving the LR Nest

Saturday, January 28, 2023 - registration opens Tuesday, January 10, 2023

Editing in Lightroom

Taking the images into Photoshop

Making the roundtrip back to Lightroom

Workshop #3: How Betty Does It All!

Saturday, March 11, 2023 - registration opens Tuesday, February 21, 2023

Luminar Neo using Lightroom

iPhone Apps: Snapseed, etc.

Editing for Social Media

Branding: finding your niche and look

<https://www.bettywileyphotography.com/>

<https://www.instagram.com/bettywileyphoto/?hl=en>

For complete workshop agendas, prerequisites and sign up information check the Seacoast Camera Club website.

Education is the key that unlocks passion. I am truly looking forward to spending time doing what we love together and of course seeing the results!

Sue Mickey, Your grateful Vice President



MEMBER CLASSIFIEDS

List it here! Do you have camera gear, accessories, or photography services to giveaway, trade, or sell? Email information to [Lisa Tutinas](#)

FOR SALE - Email [Emilie Talpin](#)

1.Fotopro E-6H. Amazing gimbal head. Super compacted and packed with features. \$350 Like new! Selling because I bought the same head and tripod combo. So I don't need an extra head. Keep your camera and lens effortlessly balanced with the E-6H Eagle Series Gimbal Head from Fotopro that can maintain the weight of a camera and a telephoto lens up to 22.1 lb. At the same time, you are able swing, tilt, and pan 360° to follow a fast-moving subject and be able to keep up with it. Attached to a tripod, the carbon fiber head can be leveled at its base without having to adjust the tripods legs on uneven terrain. Additionally, the 7.5" tall gimbal head is Arca-type compatible and will accept most plates on the market.

2.Hahnel Captur Pro Module + 1 Additional Capture System Receiver Module - For Panasonic and Olympus \$80 Unopen box. Using a variety of sensors and programming, the Captur Pro Module from Hahnel can set up your camera to take time-lapse photos, capture high speed objects, shoot wildlife when it walks into view, and more. It comes with light and sound sensors, works with lasers, and a dedicated IR module is included. Also, it has an auxiliary port for attaching additional sensors. The shutter release can be programmed for timed sequences and capture modes, including AF, single and continuous shooting, and bulb. Digital Channel Matching allows for fast wireless connection of up to 328' with a Captur system.

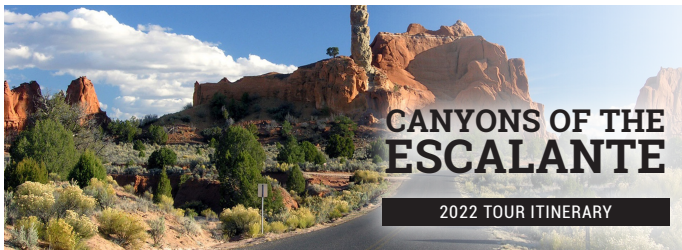
3.Wine country camera 100mm starter Filter & Holder kit With 67mm And 77mm Adapter Kit \$500 Top quality ND and polarizer system at a great price. For more info: <http://www.winecountry.camera>



MEMBER CLASSIFIEDS - cont'd.

2023 PHOTOGRAPHY ADVENTURE: Lesser Known Slot Canyons of the SW!

Contact SCC Member Peter Morse for 2023 Information!
781-799-5616 morse2travel@yahoo.com




Day 1 (Sat) – Arrive in St. George, Utah

Either fly into St. George (SGU) or Las Vegas (LAS). If flying into Las Vegas, we can arrange transfers on one of the hourly shuttles from Las Vegas to your arrival hotel in St. George. If you plan on driving here, arrangements can be made to keep your vehicle at the hotel.

Abby Inn Best Western Inn Plus, St. George, UT

Day 2 (Sun) – St. George – Kodachrome Basin & Round Valley Draw

Depart St. George at 7:00 AM and travel approximately 3 hours to just outside of Bryce Canyon National Park. When we arrive, enjoy a scenic drive through **Kodachrome Basin State Park** and go on a couple of shorter hikes to hoodoos and other unique formations that inspired the folks from National Geographic in 1949 to name this place after the Kodak film they were using. Afterwards, you'll travel east to **Grosvener Arch** for a view of this unique formation. The arch was initially the symbol for the Grand Staircase-Escalante National Monument when it was first formed. Next up, we explore close-by **Round Valley Draw**, our first slot canyon. This 5-mile round trip hike takes you through a rarely visited slot canyon offering beautiful sandstone formations and



the opportunity to see the start of **Hackberry Canyon**, which is a backpacker's wilderness.

We'll then head to our hotel in **Bryce Canyon City**. After dinner, there will be a private astronomy program for the group where you will learn about the stars you will be seeing for the rest of the week!

Best Western Plus Ruby's Inn, Bryce Canyon City, UT Meals: B,L

Day 3 (Mon) - Willis Creek & Bull Valley Slot Canyons

This morning, we explore **Willis Creek Slot Canyon**, which is a "user friendly" slot canyon and is a great way to break you into what you'll be experiencing over the next several days. Along the way, there are a few waterfalls where you can experience seeing a slot canyon being formed by Mother Nature. We'll walk down Willis Creek, which usually is a few inches deep with water and a foot or two wide, for about two miles or more and return back to the trailhead.

We then continue down the road a few more miles so that you can experience **Bull Valley Gorge**, which is a bit more sinister-looking than Willis Creek. You'll see where an automobile from the 1950s is part of the road bridge over the gorge. We'll descend into this deep, dark and ominous slot canyon and explore its bowels for a few miles while we negotiate the chockstones that have been moved here during many flashflood events over thousands of years. Total hiking distance for both slot canyons will be about 4 to 6 miles.

After we spend the day exploring these two slot canyons, we'll head over to the town of **Escalante**, which is about an hour away.

Canyon Country Lodge, Escalante, UT Meals: B,L,D



Day 4 (Tue) – Escalante Canyon – Arches & Natural Bridges

After traveling to the Escalante Canyons region of the national monument, you'll hike up **Escalante Canyon** to two unique formations. First will be the **Escalante Natural Bridge**. This is perched at the top of the cliffs that border the **Escalante River**. A short distance further we'll take a look at **Cliff House Arch** and the small Native American ruins beneath it. After a picnic lunch, you'll hike down Escalante Canyon to **Phillips Arch**. Afterwards you will continue down-canyon and hike up to **Bowington Arch** before returning back to the trailhead. If we have enough time left over, from the trailhead parking area, we'll climb up a few ledges to view the very rare and unusual Native American pictograph site called **100 Hands**.

Hiking today will include many water crossings. Come prepared with appropriate footwear that can get wet without giving your feet blisters. Before your tour, we can help you find the perfect footwear solution. Contact us in enough time before your departure date. Once finished with the hikes, you will return to Escalante for the evening. The distance of the series of hikes today can be up to a total of about 10 miles, depending on the group's abilities and desires, but hiking portions can be eliminated to reduce the distance.

Canyon Country Lodge, Escalante, UT Meals: B,L



Day 5 (Wed) – Hole in the Rock Road – Sites & Slots

Today you'll explore and experience sites along one of the monument's well-known roads that was named and made famous by Mormon Pioneers that trailblazed this road to settle regions in southeast Utah and Arizona – **Hole in the Rock Road**. Our stops and hikes include:

- **Covered Wagon Natural Bridge**, a series of unique and large natural bridges that you'll walk under;
- Nearby **Cedar Wash Arch**, which is located inside a beautifully sculptured canyon;
- **Devil's Garden**, containing some not-so demonic sandstone hoodoos and arches;
- **Twenty Mile Wash Dinosaur Track Site**, with its series of footprints and tracks left behind by two different prehistoric animals during the Jurassic Period;
- And finally, a series of slot canyons situated close by including **Dry Fork Coyote Gulch**, famed **Peek-a-Boo Slot Canyon** and **Spooky Gulch**.

The total hiking distance around these slot canyons and the other sites will be 3 to 5 miles. We'll return to Escalante again for the evening.

Canyon Country Lodge, Escalante, UT Meals: B,L

Day 6 (Thu) – Calf Creek Falls

Lower Calf Creek Falls may be the crowning jewel of the monument and you'll see why. Since parking at the trailhead fills up quickly, this morning will be an early start at 7 am. This iconic hike meanders through 3 miles of lush canyon scenery with colorful walls and a flowing stream in the middle. Along the way, you'll see some more pictographs, these being almost the size of a person. Be sure to look into the river for trout, which may or may not be on the menu tonight.

After the 6 mile roundtrip hike, it's time for a hearty meal at the unique **Kiva Koffeehouse**, which is perched above the lush **Escalante Canyon** we hiked through a few days ago. We'll enjoy lunch enjoying the views and building

